


LJT Easter bunnies

















by
Lesley Teare
©



This kit was designed and created on StitchCraft software

<http://www.stitchcraft.info>

Key

Color	Symbol	Backstitch	Cat No.	Brand	Type	Stitches	Skeins
			Blanc	D.M.C.	Stranded Cotton	61	0.1
			745	D.M.C.	Stranded Cotton	202	0.2
			3348	D.M.C.	Stranded Cotton	27	0.1
			3689	D.M.C.	Stranded Cotton	202	0.2
			3766	D.M.C.	Stranded Cotton	36	0.1
			3806	D.M.C.	Stranded Cotton	28	0.1
		BKST	169	D.M.C.	Stranded Cotton	179	0.1
		French knots	413	D.M.C.	Stranded Cotton	2	0.1

1 strand

Notes

Material Type: Aida Generic White

Sewing Count: 14/inch or 55/100mm

Design Size: 60 x 30 stitches Each bunny design is 30 x 30 squares

Sewn Design Size: 4.3 x 2.1 inches or 109 x 54 mm

Suggested Material Size: 10.2 x 8 inches or 259 x 204 mm

Stitch Style: Cross-stitch Using 2 strands

Backstitch 1 strand

French knots - 1 strand wound twice round the needle or replace with a cross stitch if preferred

